

# 2019-2020 Sponsored Programs Activity Report

Office of Research and Sponsored Programs



UNIVERSITY SYSTEM OF GEORGIA™

# Table of Contents

<a href="#">Overall Summary and Highlights</a>	Page 1
<a href="#">Submission Trend Data: 2018-2020</a>	Page 2
<a href="#">Award Trend Data: 2018-2020</a>	Page 3
<a href="#">Awards by Sponsor, 2010-2020</a>	Page 4
<a href="#">Awards by Federal Funders, 2019-2020</a>	Page 5
<a href="#">Awards by Type, 2019-2020</a>	Page 6
<a href="#">Awards by Category, 2019-2020</a>	Page 7
<a href="#">Submission Support by Office, 2019-2020</a>	Page 8
<a href="#">Award Trend Data, 2016-2020</a>	Page 9
<a href="#">ASU Funding Rate, 2016-2020</a>	Page 10
<a href="#">ASU Ten (10) Year Funding Trend, 2011-2020</a>	Page 11
<a href="#">Awards Breakdown by Units, 2019-2020</a>	Page 12
<a href="#">Awards Breakdown by Units &amp; Departments, 2019-2020</a>	Page 14
<a href="#">Submissions Breakdown by Units, 2019-2020</a>	Page 15
<a href="#">Submissions Breakdown by Units &amp; Departments, 2019-2020</a>	Page 17
<a href="#">Awards Breakdown by Principal Investigators &amp; Units, 2019-2020</a>	Page 18
<a href="#">Submissions Breakdown by Principal Investigators &amp; Units, 2019-2020</a>	Page 22
<a href="#">ORSP Sponsored Program Activities, 2019-2020</a>	Page 29
<a href="#">ORSP Contact Information</a>	Page 30

# Sponsored Funding: Overall Summary and Highlights, 2019-2020

This report covers FY 2020, the period from July 1, 2019 to June 30, 2020. It documents the sponsored programs activity by the institution with sections that highlights activity by units, departments and principal investigators. Graphs and tables are included to show funding and submission trends as well as a breakdown on sources and types of funding and funded activities.

## **GRANTS AND CONTRACTS SUBMISSIONS**

Albany State University submitted 43 proposals, with a total funding request of \$31,886,718 in FY2020. This compares with 39 proposals and \$13,808,176 submitted in FY2019 a 30% increase in submissions compared to previous fiscal year. These proposals involved thirty nine (39) faculty and staff, in roles of Principal Investigator or Co-Principal Investigator.

## **GRANTS AND CONTRACTS AWARDS**

Albany State University received a total of 23 grants and contracts awards in FY 2020 compared to 30 awards in FY 2019, a 23.3% decline in the number of awards. In FY 2020, the total dollar amount received was \$ 4,999,728 compared to \$ 8,544,790 in FY 2019, which represents a 41 % decrease in the amount of funding received. Twenty three (23) faculty and staff were involved as Principal Investigators or Co-Principal Investigators, of which three (3) were first time recipients or had not received funding within the past 5 years.

**Funding Sources:** From the sponsored funding received, 34% was from federal agencies, 58% was from state, and the remaining 8% was from other sources including private foundations and corporations.

**Funding Mechanisms:** Funding vehicle were grants, 35%with 65% contracts, and 0% with cooperative agreements. The number of subawards/subcontracts have increased from 17% to 65% compared to last fiscal year.

**Funded Categories:** From the funding received, 25% for research, 19% was for education projects (curriculum/instruction), 45% focused on community engagement/service projects, 2% on student support services and 9% on workforce development (scholarships and student training).

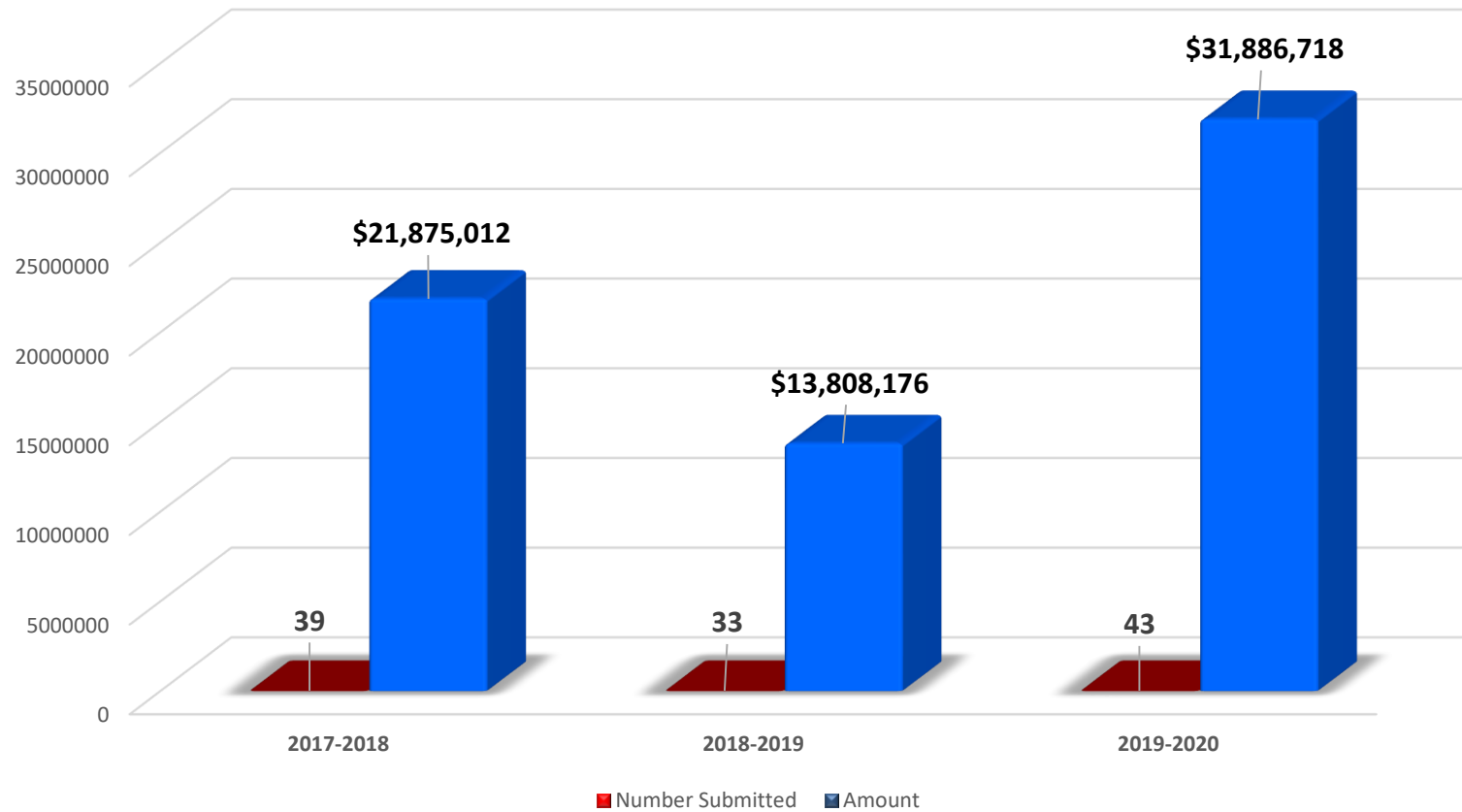
**Indirect Funds:** From the funding received, a total of \$405,205 in indirect funds was awarded to the institution during FY 2020.

## **TITLE III FUNDING**

Albany State University received a total of \$7,720,590 in Title III Funding.

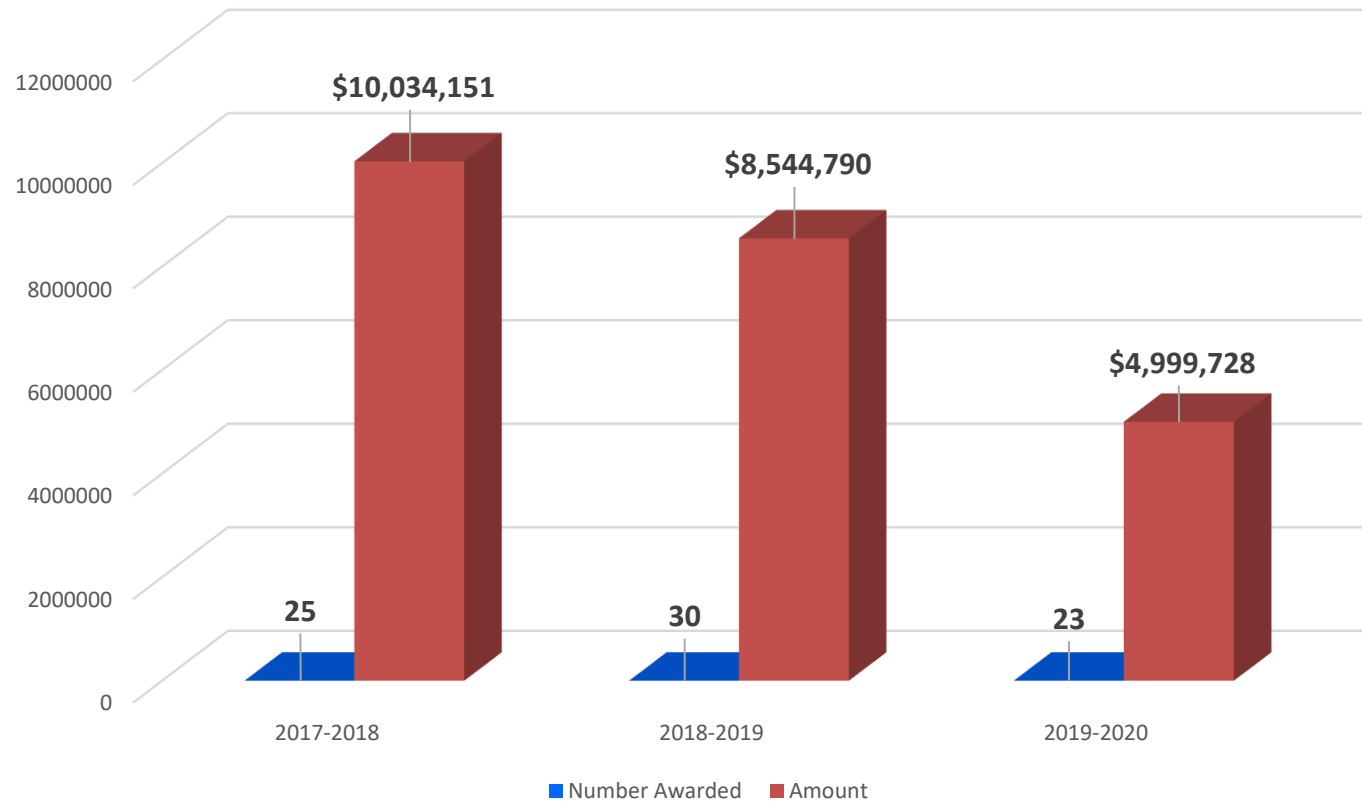
# Submission Trend Data, 2018-2020

## Submissions Trends 2018-2020



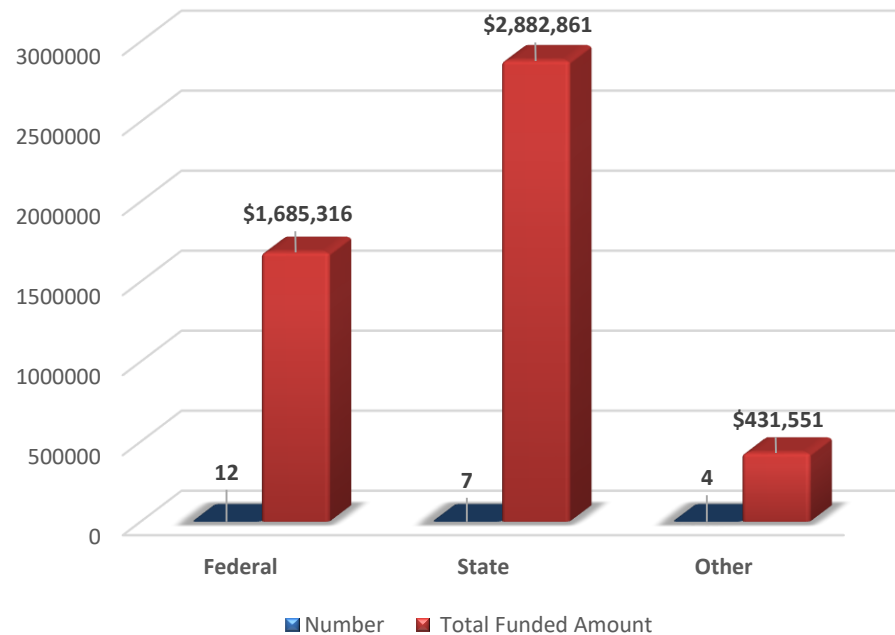
# Award Trend Data, 2018-2020

## Award Trends 2018-2020

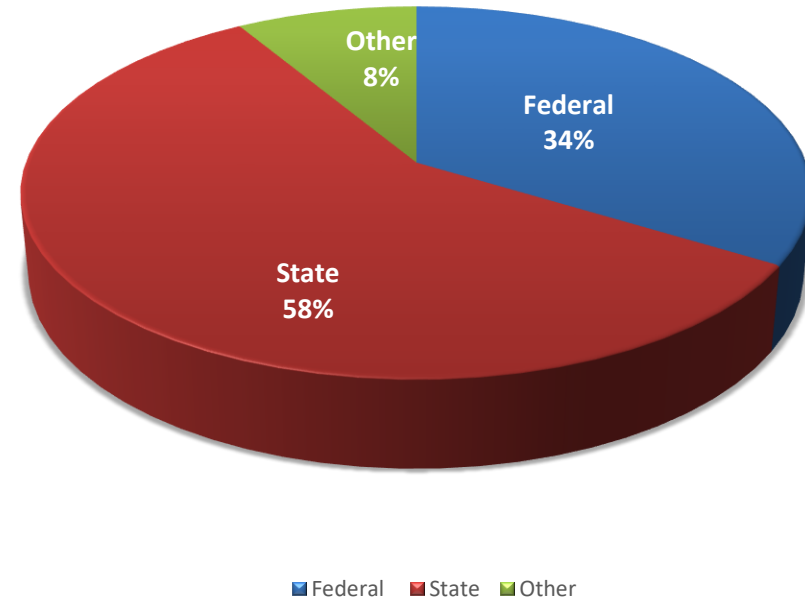


# Grants and Contracts: Awards by Sponsor, 2019-2020

FY 2020: Awards by Sponsor  
(Federal, State, Other)



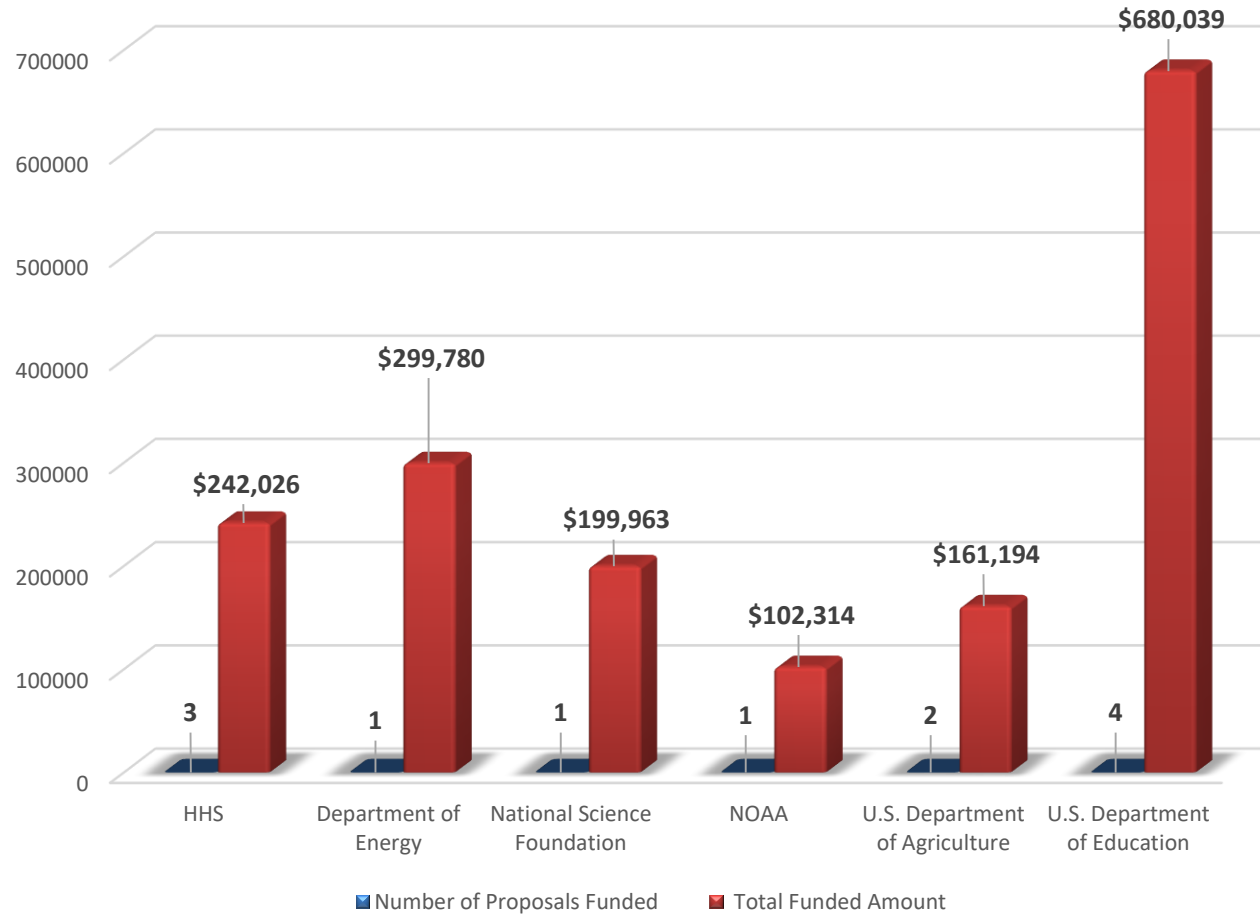
Percentage of Funding by Sponsor,  
2019-2020



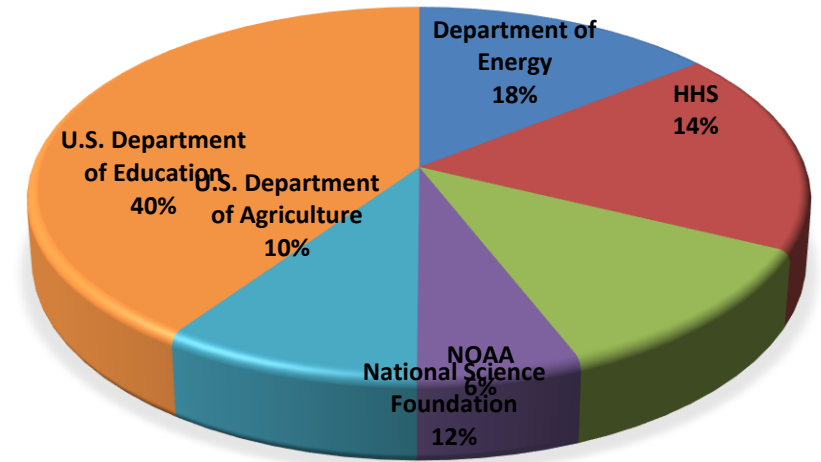
\*Other: Foundations, Private Organizations, etc.

# Grants and Contracts: Awards by Federal Funders, 2019-2020

## FY 2020: Awards by Federal Funders

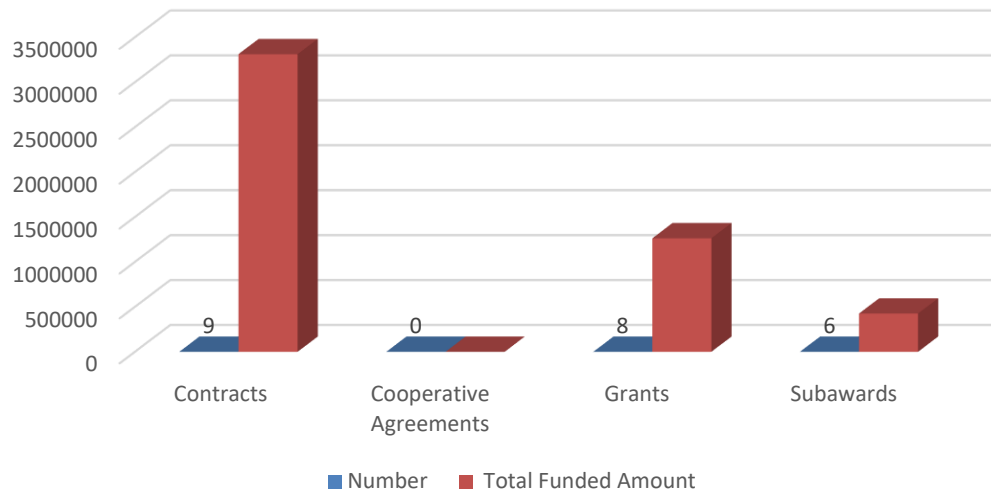


## Percentage of Funding by Federal Agency, 2019-2020

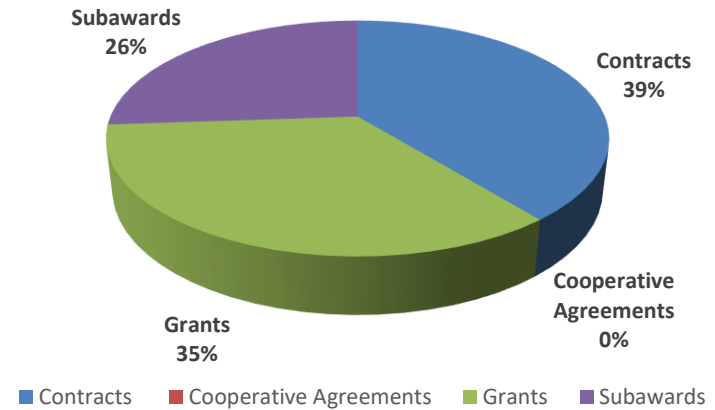


# Grants and Contracts: Awards by Type, 2019-2020

FY 2020: Awards by Type  
(Contract, Cooperative Agreement, Grant)



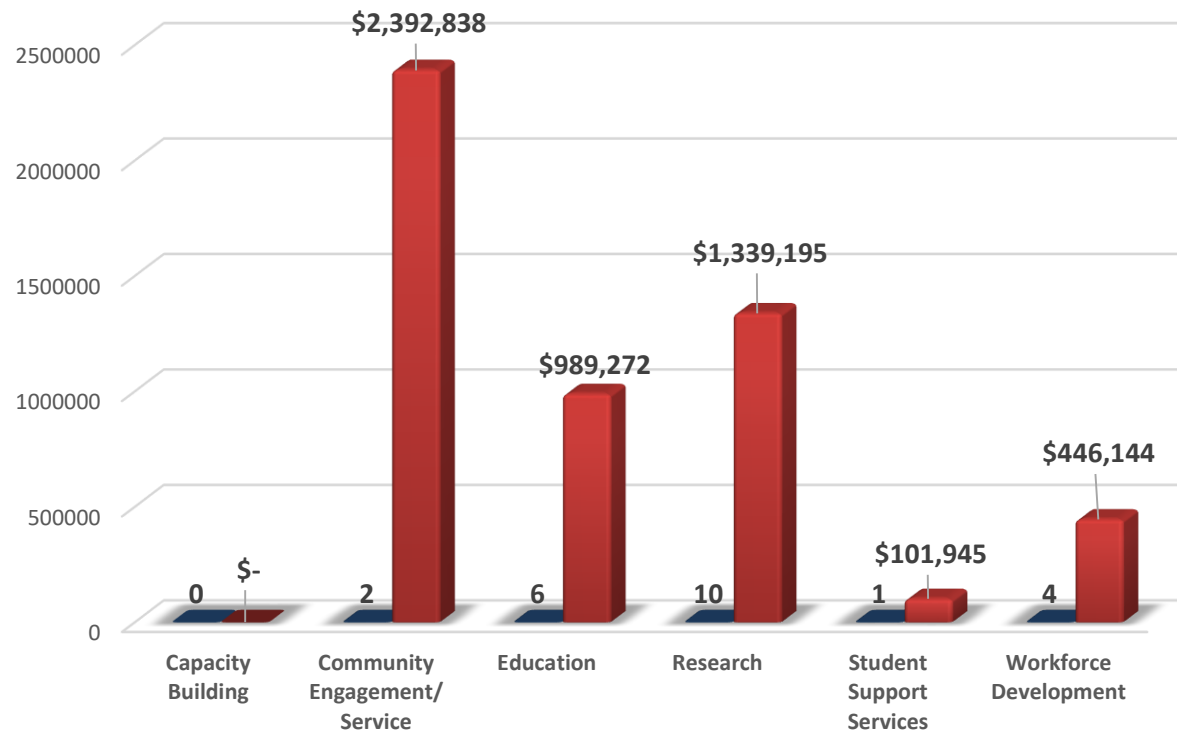
FY 2020: Awards by Type  
(Contract, Cooperative Agreement, Grant)



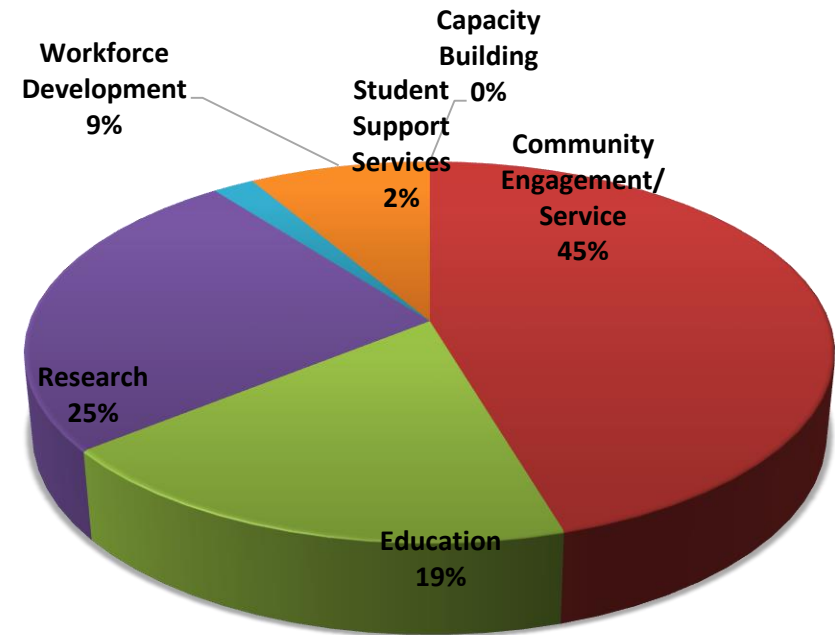


# Grants and Contracts: Awards by Category: 2019-2020

**FY 2020: Awards by Category**  
 (Capacity Building, Community Engagement/Service, Education, Research, Scholarships, Student Support Services)



**Percentage of Funding by Category, 2019-2020**



## Submission Support by Office: 2019-2020

Year	Submitted by	Number	Total Funded
2019-2020	ORSP	38	\$ 31,237,028
2019-2020	Other	5	\$ 649,690
<b>Total</b>		<b>43</b>	<b>\$ 31,886,718</b>

# Trend Data: FY 2016-2020

## Award Trend Data

Academic Year	Number of Awards	% Change Number of Awards	Direct Funds	Indirect Funds	Total Funds	% Change Total Funding
2015-2016	33		\$ 4,760,022	\$ 358,059	\$ 5,118,081	
2016-2017	30	-9%	\$ 6,942,766	\$ 976,945	\$ 7,919,712	55%
2017-2018	25	-17%	\$ 9,367,327	\$ 666,824	\$ 10,034,151	27%
2018-2019	30	20%	\$ 8,116,693	\$ 428,097	\$ 8,544,790	-15%
2019-2020	23	-23%	\$ 4,599,523	\$ 400,205	\$ 4,999,728	-41%

## Submission Trend Data

Academic Year	Number of Submissions	% Change Number of Submissions	Direct Funds	Indirect Funds	Total Funds	% Change Total Submissions
2015-2016	63		\$ 23,495,567	\$ 2,068,323	\$ 25,563,890	
2016-2017	52	-17%	\$ 19,495,213	\$ 3,033,389	\$ 22,528,602	-12%
2017-2018	39	-25%	\$ 19,922,218	\$ 1,942,794	\$ 21,875,012	-3%
2018-2019	33	-15%	\$ 12,220,426	\$ 1,587,750	\$ 13,808,176	-37%
2019-2020	43	30%	\$ 29,821,266	\$ 2,065,452	\$ 31,886,718	131%

# ASU Funding Rate: 2016-2020

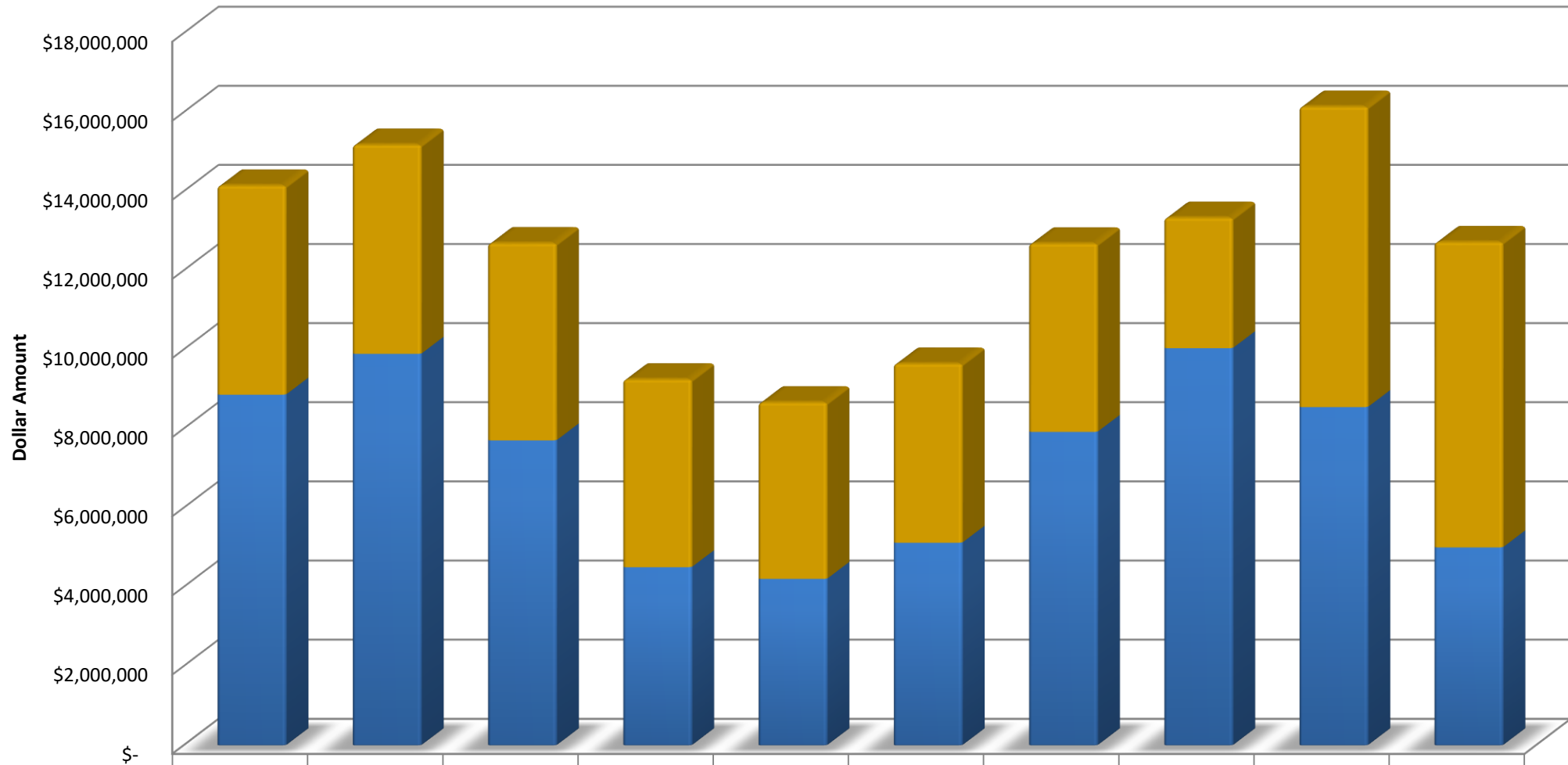
## ASU Funding Rate

Year	Number of Submissions	Number of Funded	Success Rate
2015-2016	63	16	25%
2016-2017	52	23	44%
2017-2018	39	22	56%
2018-2019	33	23	70%
2019-2020	43	19	44%

## National Funding Rate

Year	Agency	Number of Submissions	Number Funded	Success Rate
2020	National Institutes of Health	55,038	11,332	21%
2020	National Science Foundation	42,726	12,171	28%
<b>References</b>				
National Institutes of Health- <a href="https://report.nih.gov/nihdatabook/report/20">https://report.nih.gov/nihdatabook/report/20</a>				
National Science Foundation . <a href="https://www.nsf.gov/homepagefundingandsupport.jsp">https://www.nsf.gov/homepagefundingandsupport.jsp</a>				

# ASU 10 Year Funding Trend, 2011-2020



	2010-2011	2011-2012	2012-2013	2013-2014	2014-2015	2015-2016	2016-2017	2017-2018	2018-2019	2019-2020
■ Title III	\$5,289,692	\$5,289,692	\$4,986,511	\$4,747,459	\$4,462,509	\$4,527,298	\$4,764,420	\$3,300,330	\$7,598,117	\$7,720,590
■ Grants and Contracts	\$8,859,200	\$9,892,045	\$7,704,490	\$4,500,253	\$4,204,177	\$5,118,081	\$7,919,712	\$10,034,151	\$8,544,790	\$4,999,728

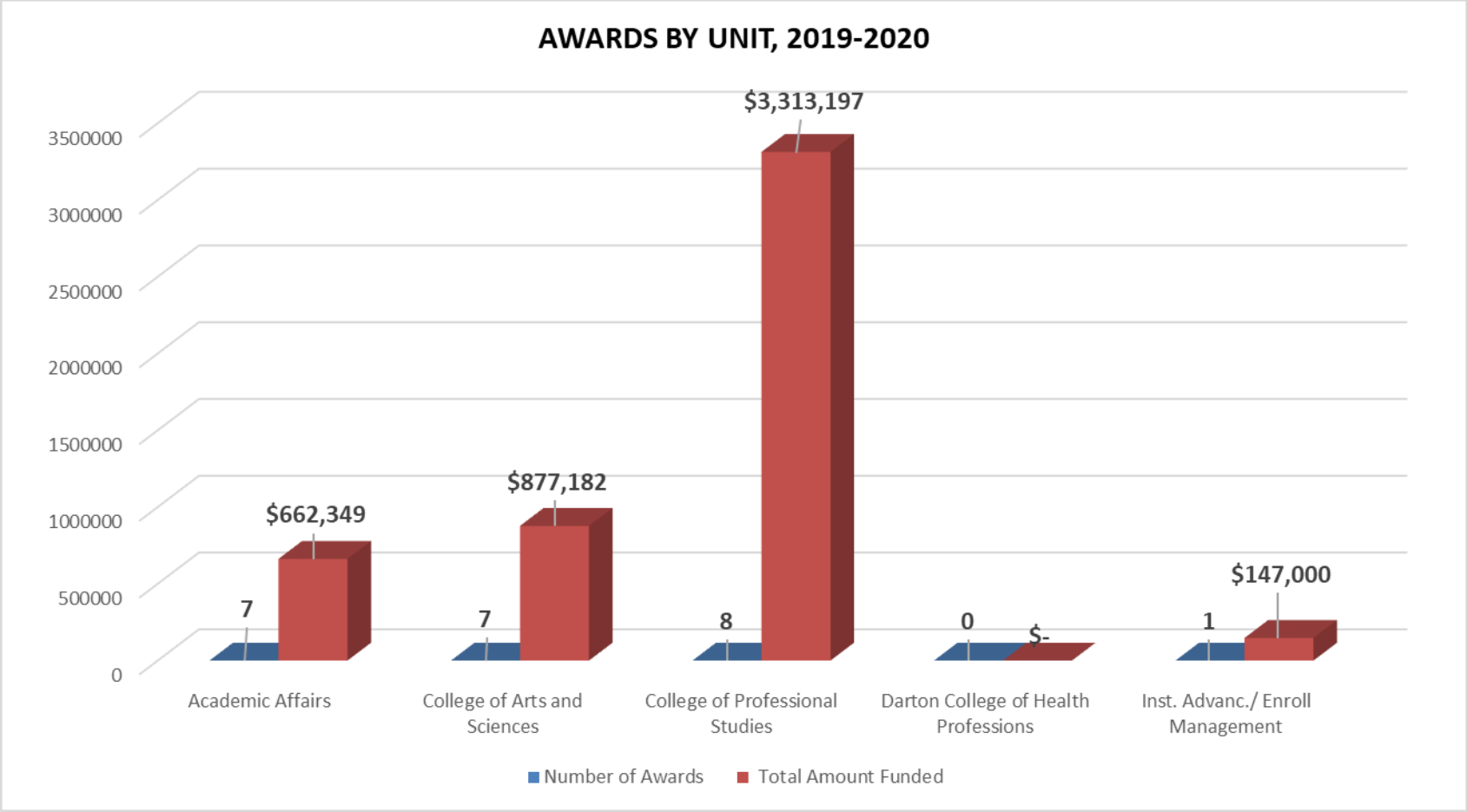
# Awards

## Breakdown by Units, 2019-2020

Year	Unit	Number of Awards	Total Funded Direct	Total Funded Indirect	Total Amount Funded
2019-2020	Academic Affairs	7	\$ 619,856	\$ 42,493	\$ 662,349
2019-2020	College of Arts and Sciences	7	\$ 789,387	\$ 87,795	\$ 877,182
2019-2020	College of Professional Studies	8	\$ 3,038,212	\$ 274,985	\$ 3,313,197
2019-2020	Darton College of Health Professions	0	\$ -	\$ -	\$ -
2019-2020	Institutional Advancement/ Enrollment Man	1	\$ 147,000	\$ -	\$ 147,000
		<b>23</b>	<b>\$ 4,594,455</b>	<b>\$ 405,273</b>	<b>\$ 4,999,728</b>

# Awards

## Breakdown by Units, 2019-2020, Cont.



# Awards

## Breakdown by Units/Departments, 2019-2020

Year	Unit	Department(s)	Number of Awards	Total Funded Direct	Total Funded Indirect	Total Amount Funded
2019-2020	Academic Affairs	Office of International Education	1	\$ 87,517	\$ 7,001	\$ 94,518
2019-2020	Academic Affairs	Georgia Water Planning & Policy Center	6	\$ 532,339	\$ 35,492	\$ 567,831
2019-2020	College of Arts and Sciences	Chemistry and Forensic Science	2	\$ 200,545	\$ 25,236	\$ 225,781
2019-2020	College of Arts and Sciences	Biological Sciences	3	\$ 508,842	\$ 62,559	\$ 571,401
2019-2020	College of Arts and Sciences	Mathematics and Computer Sciences	2	\$ 80,000	\$ -	\$ 80,000
2019-2020	College of Professional Studies	Business Administration	0			\$ -
2019-2020	College of Professional Studies	Child Care Resources and Referral Agency	1	\$ 2,164,580	\$ 216,458	\$ 2,381,038
2019-2020	College of Professional Studies	Counseling and Education Leadership	1	\$ 358,124	\$ 14,146	\$ 372,270
2019-2020	College of Professional Studies	Criminal Justice	1	\$ 96,877	\$ 5,068	\$ 101,945
2019-2020	College of Professional Studies	Public Administration	1	\$ 11,800	\$ -	\$ 11,800
2019-2020	College of Professional Studies	Social Work	4	\$ 406,831	\$ 39,313	\$ 446,144
2019-2020	Darton College of Health Professions	Nursing	0			\$ -
2019-2020	Institutional Advancement/ Enrollment Management	Institutional Advancement/ Enrollment Management	1	\$ 147,000		\$ 147,000
			<b>23</b>	<b>\$ 4,594,455</b>	<b>\$ 405,273</b>	<b>\$ 4,999,728</b>



# Submissions

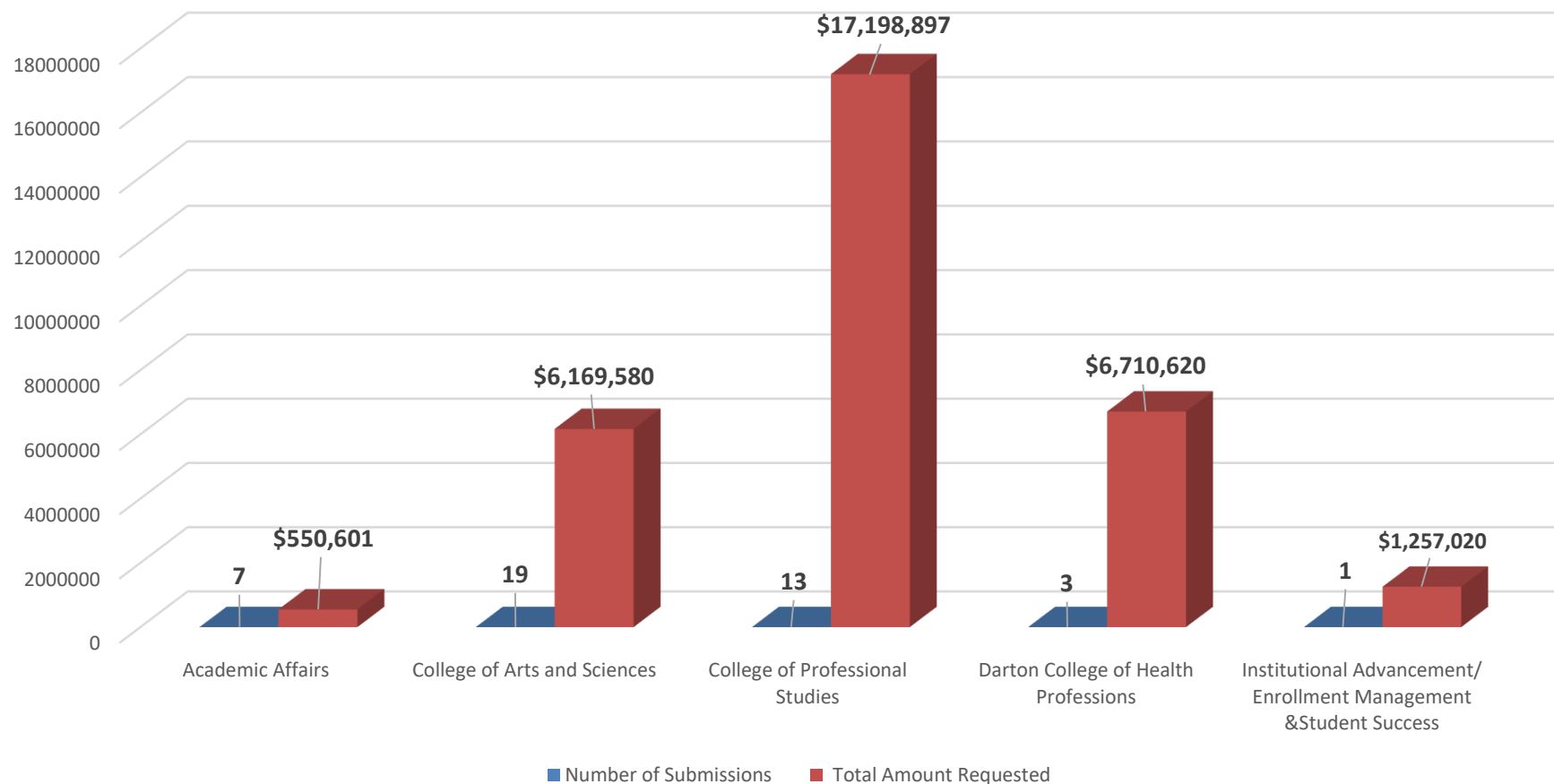
## Breakdown by Units, 2019-2020

Year	Unit	Number of Submissions	Total Requested Direct	Total Requested	Total Requested Amount
2019-2020	Academic Affairs	7	\$ 490,956	\$ 59,645	\$ 550,601
2019-2020	College of Arts and Sciences	19	\$ 5,354,700	\$ 814,880	\$ 6,169,580
2019-2020	College of Professional Studies	13	\$ 16,096,639	\$ 1,102,258	\$ 17,198,897
2019-2020	Darton College of Health Professions	3	\$ 6,710,620	\$ -	\$ 6,710,620
2019-2020	Institutional Advancement/ Enrollment	1	\$ 1,168,351	\$ 88,669	\$ 1,257,020
		<b>43</b>	<b>\$ 29,821,266</b>	<b>\$ 2,065,452</b>	<b>\$ 31,886,718</b>

# Submissions

## Breakdown by Unit, 2019-2020, Cont.

SUBMISSIONS BY UNIT, 2019-2020



# Submissions

## Breakdown by Units and Departments, 2019-2020

Year	Unit	Department(s)	Number of Submissions	Total Requested	Total Requested Indirect	Total Requested Amount
2019-2020	Academic Affairs	GA Water Policy and Planning Center	4	\$ 287,339	\$ 35,492	\$ 322,831
2019-2020	Academic Affairs	Graduate Studies	2	\$ 53,467	\$ 1,533	\$ 55,000
2019-2020	Academic Affairs	Office of Research and Sponsored Programs	1	\$ 150,150	\$ 22,620	\$ 172,770
2019-2020	College of Arts and Sciences	Biological Sciences	5	\$ 1,892,235	\$ 251,686	\$ 2,143,921
2019-2020	College of Arts and Sciences	Chemistry and Forensic Science	7	\$ 1,480,458	\$ 217,036	\$ 1,697,494
2019-2020	College of Arts and Sciences	Mathematics and Computer Sciences	6	\$ 1,726,536	\$ 301,828	\$ 2,028,364
2019-2020	College of Arts and Sciences	Social Sciences	1	\$ 255,471	\$ 44,330	\$ 299,801
2019-2020	College of Professional Studies	Business Administration	0	\$ -	\$ -	\$ -
2019-2020	College of Professional Studies	Counseling and Education Leadership	1	\$ 946,255	\$ 24,663	\$ 970,918
2019-2020	College of Professional Studies	Criminal Justice	1	\$ 445,294	\$ 172,926	\$ 618,220
2019-2020	College of Professional Studies	Public Administration	2	\$ 3,685,866	\$ 497,727	\$ 4,183,593
2019-2020	College of Professional Studies	Teacher Education	3	\$ 8,720,283	\$ 388,697	\$ 9,108,980
2019-2020	College of Professional Studies	Social Work	6	\$ 2,298,941	\$ 18,245	\$ 2,317,186
2019-2020	Darton College of Health Professions	Nursing	3	\$ 6,710,620	\$ -	\$ 6,710,620
2019-2020	Institutional Advancement/ Enrollment	Institutional Advancement/ Enrollment Managemen	1	\$ 1,168,351	\$ 88,669	\$ 1,257,020
	<b>Totals - As of 6/30/2019</b>		<b>43</b>	<b>\$ 29,821,266</b>	<b>\$ 2,065,452</b>	<b>\$ 31,886,718</b>

# Awards Breakdown by Principal Investigators and Units, 2019-2020

## Academic Affairs

PI Last Name	PI First Name	Official Co PI/Key Personnel	Department(s)	Project Title	Program Title	Funding Agency	Total Direct Amount	Total Indirect Amount	Total Award Amount
Cowie	Gail	Masters, Mark	GA Water Planning & Policy Center	Flow-Dependent Benefits and Values of Water Resources in the Upper Oconee Region	SFY2020 Regional Water Plan Seed Grant	Georgia Environmental Protection Division	\$ 59,323		\$ 59,323
Masters	Mark		GA Water Planning & Policy Center	Center for Behavioral and Experimental Agri-Environmental and Risk Management Research (CBEAR)	Agriculture and Food Research Initiative (AFRI)	USDA	\$ 27,080	\$ 6,264	\$ 33,344
Masters	Mark		GA Water Planning & Policy Center	Climate Adaptation and Migration Program	University Corporation for Atmospheric Research	NOAA	\$ 90,658	\$ 11,656	\$ 102,314
Masters	Mark		GA Water Planning & Policy Center	Agricultural Water Security through Sustainable Use of the Floridan Aquifer: An Integrated Assessment of Economic and Environmental Impacts	Agriculture and Food Research Initiative (AFRI)	USDA (NIFA)	\$ 110,278	\$ 17,572	\$ 127,850
Masters	Mark		GA Water Policy & Planning Center	Regional Water Planning and technical Assistance		Black&Veatch	\$ 190,000	\$ -	\$ 190,000
Masters	Mark		GA Water Policy&Planning Center	Wetted Acreage Database Maintenance	Wetted Acreage Database Maintenance	Georgia Environmental Protection Division	\$ 55,000	\$ -	\$ 55,000
Osakwe	Nneka		Office of International Studies	Pathways to Africa, Asia and Central America at ASU	Undergraduate International Studies and Foreign Language Program	US Department of Education	\$ 87,517	\$ 7,001	\$ 94,518
							\$ 619,856	\$ 42,493	\$ 662,349

\* Faculty/Staff who have not received funding as a PI/Co-PI within the last 5 years.

# Awards

## Breakdown by Principal Investigators and Units, 2019-2020

### College of Arts and Sciences

PI Last Name	PI First Name	Official Co PI/Key Personnel	Department(s)	Project Title	Program Title	Funding Agency	Total Direct Amount	Total Indirect Amount	Total Award Amount
Lee	Yong Jin		Biological Sciences	Monitoring Tritiated Water Transport by Soil Microbiome at a Mixed Waste Disposal Site at SRS	MSIPP SRNL at SRS	Department of Energy	\$ 246,069	\$ 53,711	\$ 299,780
Ojo	Olabisi		Biological Sciences	Pilot study to develop markers for improving the diagnosis of tick-borne diseases		Indiana University (subaward)	\$ 19,256	\$ 2,407	\$ 21,663
Okonkwo	Zephyrius	Devarapu, Anilkumar	Math and Computer Science	MATH 2411 Introduction to Statistics	Textbook Transformation Grants	University System of GA	\$ 30,000	\$ -	\$ 30,000
Roosta	Seyed		Math and Computer Science	ASU STEM Education Improvement Plan	University System of Georgia's STEM Initiative	GA Board of Regents	\$ 50,000	\$ -	\$ 50,000
Saha	Arun		Chemistry and Forensic Science	Efficient Harvesting of Solar Energy – Application of Mathematics and Engineering in STEM Education	Constellation Energy	Constellation Energy	\$ 25,818	\$ -	\$ 25,818
Saha	Arun		Chemistry and Forensic Science	Catalyst Project: Design, Fabrication and Testing of a Cost Effective Microwave Absorber	HBCU-UP -Research Initiation Award	NSF	\$ 174,727	\$ 25,236	\$ 199,963
Williams	Shayla	JoAnn McCrary, AntaSha Jones	Biological Sciences	Improving Albany State University's Research Capabilities and the Student Research Experience	Minority Science and Engineering Improvement Program	US Department of Education	\$ 243,517	\$ 6,441	\$ 249,958
							\$ 789,387	\$ 87,795	\$ 877,182

\* Faculty/Staff who have not received sponsored funding as a PI/Co-PI within the last 5 years.

# Awards

## Breakdown by Principal Investigators and Units, 2019-2020

### College of Professional Studies

PI Last Name	PI First Name	Official Co PI/Key Personnel	Department(s)	Project Title	Program Title	Funding Agency	Total Direct Amount	Total Indirect Amount	Total Award Amount
Thomas	George	George, Rani	Criminal Justice	We Are One ASU	Garrett Lee Smith Campus Suicide	Substance Abuse and Mental Health Services (SAMHSA)	\$ 101,945	\$ -	\$ 101,945
Miller	Soraya		Teacher Education	Child Care Resource and Referral Agency	Bright from the Start	Georgia Department of Early Care and Learning	\$ 2,164,580	\$ 216,458	\$ 2,381,038
Swain	Jaime		Social Work	The National Child Welfare Workforce	The National Child Welfare Workforce	ACYF-Children's Bureau	\$ 48,602	\$ 1,398	\$ 50,000
Swain	Jaime		Social Work	The National Child Welfare Workforce	The National Child Welfare Workforce	ACYF-Children's Bureau	\$ 85,988	\$ 4,093	\$ 90,081
Williams	Jwana	Adams-Cooper	Public Admsintration	Albany Hub Project -Food Security	Albany Hub Project	GA Institute of Technology & Environmental systems Research Institue	\$ 11,800	\$ -	\$ 11,800
Bembry	Deborah	Carthon, Janis	Teacher Education	Wallace University Principal Preparation Initiative	Wallace University Principal Preparation Initiative	Wallace Foundation	\$ 358,124	\$ 14,146	\$ 372,270
Swain	Jaime	Nowak, Barbara	Social Work		Title IV-E	U.S. Department of Education	\$ 154,741	\$ 33,822	\$ 188,563
Gibson	Annalease		Social Work	State Opioid Response: Adopt a School Program	DBHDD OBHP State Opioid Response: Adopt a School	Georgia DBHDD	\$ 117,500		\$ 117,500
							<b>\$ 3,043,280</b>	<b>\$ 269,917</b>	<b>\$ 3,313,197</b>

\* Faculty/Staff who have not received sponsored funding as a PI/Co-PI within the last 5 years.

# Awards

## Breakdown by Principal Investigators and Units, 2019-2020

### Institutional Advancement/Enrollment Management & Student Success

PI Last Name	PI First Name	Official Co PI/Key Personnel	Department(s)	Project Title	Program Title	Funding Agency	Total Direct Amount	Total Indirect Amount	Total Award Amount
Fleming	AL	Johnson, Kenyatta		GEAR-UP subaward with the Dougherty County School System	GEAR-UP	Department of Education	\$ 147,000		\$ 147,000
							\$ 147,000	\$ -	\$ 147,000

\* Faculty/Staff who have not received sponsored funding as a PI/Co-PI within the last 5 years.

# Submissions

## Breakdown by Principal Investigators and Units, 2019-2020

### Academic Affairs

PI Last Name	PI First Name	Co PI's/ Key Personnel	Department(s)	Project Title	Program Title	Funding Agency	Direct Amount Requested	Indirect Amount Requested	Total Amount Requested
Cowie	Gail	Cowie, Gail	GA Water Planning and Policy Center	Flow Dependent Benefits and Values of Water Resources in the upper Oconee Region		GA Dept of Environmental Protection	\$ 59,323		\$ 59,323
Ochie	Charles		Graduate Studies	Summer Transportation Institute	Summer Transportation Institute	Department of Transportation	\$ 23,467	\$ 1,533	\$ 25,000
Masters	Mark		GA Water Planning & Policy Center		Climate Adaptation and Migration Program	NOAA- University Corporation for Atmospheric Research	\$ 90,658	\$ 11,656	\$ 102,314
Masters	Mark		GA Water Planning & Policy Center		Agricultural Water Security through Sustainable Use of the Floridan Aquifer: An Integrated Assessment of Economic and Environmental Impacts	USDA-Agriculture and Food Research Initiative (AFRI)	\$ 110,278	\$ 17,572	\$ 127,850
Masters	Mark		GA Water Planning & Policy Center		Center for Behavioral and Experimental Agri-Environmental and Risk Management Research (CBEAR)	USDA-Agriculture and Food Research Initiative (AFRI)	\$ 27,080	\$ 6,264	\$ 33,344
Ochie	Charles	Okonkwo, Zephyrinus	Graduate Studies		Gear-UP program	Department of Education	\$ 30,000		\$ 30,000
Wrensford	Louise		Office of Research and Sponsored Programs	Diversity Program Consortium Dissemination and Translation Awards	Diversity Program Consortium Dissemination and Translation Awards	National Institutes of Health Subaward with Savannah State	\$ 150,150	\$ 22,620	\$ 172,770
							\$ 490,956	\$ 59,645	\$ 550,601



# Submissions

## Breakdown by Principal Investigators and Units, 2019-2020

### College of Arts and Sciences

PI Last Name	PI First Name	Co PI's/ Key Personnel	Department(s)	Project Title	Program Title	Funding Agency	Direct Amount Requested	Indirect Amount Requested	Total Amount Requested
Jain	Ashok		Biological Sciences	Low cost Mobile app (Third i) based oral cancer screening in resource limited setting in India	Mobile Health: Technology and Outcomes in Low and Middle Income Countries	National Institutes of Health	\$ 693,633	\$ 31,591	\$ 725,224
Kim	Byung-hoon		Biological Sciences	Excellence in Research: Plant response to abscisic acid under shade conditions	HBCUUP: Excellence in Research	National Science Foundation	\$ 360,257	\$ 138,176	\$ 498,433
Lyons	Florence		Social Science	Technically Speaking:	NSF: IUOE	National Science Foundation	\$ 255,471	\$ 44,330	\$ 299,801
Mandouma	Ghislain		Chemistry and Forensic Science	Integrating the Science Laboratory Curriculum for Excellence at Albany State University	Minority Science and Engineering Improvement Program	US Department of Education	\$ 605,701	\$ 38,496	\$ 644,197
Ojo	Olabisi	Okafor, Uzoma	Biological Sciences	Pilot study to develop markers for improving the diagnosis of tick-borne diseases		Indiana University	\$ 19,256	\$ 2,407	\$ 21,663
Ojo	Olabisi	Byunghoon Kim, Vijay Kunwar	Mathematics and Computer Science	Infusion of Data Expertise into Undergraduate Biology Curriculum	HBCU-UP: Targeted Infusion Award	National Science Foundation	\$ 341,933	\$ 57,995	\$ 399,928
Okonkwo	Zephyrius	Anilkumar Devarapu, Robert Owor, Konda Karnati, Vijay Kunwar	Mathematics and Computer Science	Using Artificial Intelligence and Analytics to Advance Informal STEM Learning	Advancing Informal STEM Learning (AISL)	National Science Foundation	\$ 271,000	\$ 29,000	\$ 300,000

# Submissions

## Breakdown by Principal Investigators and Units, 2019-2020

### College of Arts and Sciences, Cont.

PI Last Name	PI First Name	Co PI's/ Key Personnel	Department(s)	Project Title	Program Title	Funding Agency	Direct Amount Requested	Indirect Amount Requested	Total Amount Requested
Okonkwo	Zephyrinus	Devarapu, Anilkumar	Mathematics and Computer Science	MATH 2411 Introduction to Statistics	Textbook Transformation Grants	University System of GA	\$ 30,000	\$ -	\$ 30,000
Oommen	Zachariah	Okafor, Uzoma Osakwe Nneka Nora	Chemistry and Forensic Science	US India Collaborative: 3D Graphene/metal oxide hybrid polymer nanocomposites for enhanced Energy Storage Applications	International Research Experiences for Students (IRES)	National Science Foundation	\$ 284,233	\$ 15,711	\$ 299,944
Owor	Robert	Okonkwo, Zephyrinus	Mathematics and Computer Science	Collaborative Research (DTI): Internet of Things and Citizen Scientists (IoTCS) Building the Future Workforce	Innovative Technology Experiences for Students and Teachers (ITEST)	National Science Foundation	\$ 297,018	\$ 102,314	\$ 399,332
Owor	Robert	Okonkwo, Zephyrinus Devarapu, Anilkumar, Kunwar, Vijay	Mathematics and Computer Science	Cyber security Education	National Centers of Academic Excellence in Cybersecurity (NCAE-C)	National Security Agency	\$ 160,173	\$ 39,280	\$ 199,453
Owor	Robert		Mathematics and Computer Science	AI Institute: Albany Innovation and Resource Institute (AIRI)		National Science Foundation	\$ 626,412	\$ 73,239	\$ 699,651
Saha	Arun		Chemistry and Forensic Science	Efficient Harvesting of Solar Energy – Application of Mathematics and Engineering in STEM Education	E2 Educate Program	Constellation	\$ 26,178	\$ 2,618	\$ 28,796
Saha	Arun		Chemistry and Forensic Science	Research Initiation Award: Design, Fabrication and Testing of a Cost Effective Microwave Absorber	HBCUUP: Research Initiation Award	National Science Foundation	\$ 254,346	\$ 42,396	\$ 296,742
Saha	Arun		Chemistry and Forensic Science	College of Arts and Sciences	GA Space Grant Consortium	NASA	\$ 10,000	\$ -	\$ 10,000

# Submissions

## Breakdown by Principal Investigators and Units, 2019-2020

### College of Arts and Sciences, Cont.

PI Last Name	PI First Name	Co PI's/ Key Personnel	Department(s)	Project Title	Program Title	Funding Agency	Direct Amount Requested	Indirect Amount Requested	Total Amount Requested
Wang	Yixuan	Seong Seo	Chemistry and Forensic Science		NSF-CREST	National Science Foundation			\$ -
Wang	Yixuan		Chemistry and Forensic Science	College of Arts and Sciences	Support of Competitive Research (SCORE) Research Continuance Award (SC3)	NIH	\$ 300,000	\$ 117,815	\$ 417,815
Williams	Shayla		Biological Sciences	Improving Albany State University's Research Capabilities and the Student Research Experience	Minority Science and Engineering Improvement Program	US Department of Education	\$ 567,912	\$ 30,793	\$ 598,705
Williams	Shayla		Biological Sciences	Optimization of Microbial Biosensor Analytical Performance for the Detection of Organophosphates	HBCUUP: Research Initiation Award	National Science Foundation	\$ 251,177	\$ 48,719	\$ 299,896
da							\$ 5,354,700	\$ 814,880	\$ 6,169,580

# Submissions

## Breakdown by Principal Investigators and Units, 2019-2020

### College of Professional Studies

PI Last Name	PI First Name	Co PI's/ Key Personnel	Department(s)	Project Title	Program Title	Funding Agency	Direct Amount Requested	Indirect Amount Requested	Total Amount Requested
Carthon	Janis		Teacher Education	IMPACT Teacher	Supporting Effective Educator Development Grant Program	Department of Education	\$ 5,097,517	\$ 138,009	\$ 5,235,526
Daniel	Jerry	Swain, Jaime	Social Work	BHW Scholarships for Disadvantaged Students	Bureau of Health Workforce Division of Health Careers and Financial Support	HHS -BHW -Scholarships for Disadvantaged Students	\$ 1,891,680		\$ 1,891,680
Gibson	Annalease	Uzoma Okafor; Charles Ochie	Social Work	Albany State University Online Certificate Program in Forensic Interview and Expert Witness	Humanities Connection Grant	National Endowment for the Humanities	\$ 31,805	\$ 3,180	\$ 34,985
Gibson	Annalease		Social Work	State Opioid Response: Adopt a School Program	DBHDD OBHP State Opioid Response: Adopt a School Program	GA DBHDD	\$ 117,500		\$ 117,500
Gibson	Annalease		Social Work	Front Line of the Opioid Epidemic Learning Collaborative	Front Line of the Opioid Epidemic Learning Collaborative	Council on Social Work Education (CSWE)	\$ 85,988	\$ 6,879	\$ 92,867
Lewis	Annie		Counseling and Educational Leadership	Rehabilitation-long term training grant	Rehabilitation Training	US Department of Education - Rehabilitation Services Administration	\$ 946,255	\$ 24,663	\$ 970,918
Liwanga	Roger-Claude	Armstrong, Jason	Criminal Justice	Not In Our Region: Research on Human Trafficking in the Production of Agricultural Goods in the State of Georgia's Southwest Region	Research and Evaluation of Trafficking in Persons, Fiscal Year 2020	National Institute of Justice	\$ 445,294	\$ 172,926	\$ 618,220

# Submissions

## Breakdown by Principal Investigators and Units, 2019-2020

College of Professional Studies, Cont'd

PI Last Name	PI First Name	Co PI's/ Key Personnel	Department(s)	Project Title	Program Title	Funding Agency	Direct Amount Requested	Indirect Amount Requested	Total Amount Requested
Medlin	Dorene	Foreman, Richard	Teacher Education	CISCO Fellows: Citizen Science Outstanding Fellows	Robert Noyce	National Science Foundation	\$ 1,458,186	\$ 34,230	\$ 1,492,416
Miller	Soraya		Child Care Resources and Referral Agency	Child Care Resources and Referral Agency	Bright from the Start	State of GA -Bright from the Start	\$ 2,164,580	\$ 216,458	\$ 2,381,038
Ngwafu	Peter	Johnson Sherryl	Public Administration	Strnger Together: Community Partnerships for Youth Health Innovations	Tier 2 Innovation and Impact Network Grants: Achieving Optimal Health and Preventing Teen Pregnancy in Key Priority	HHS-Office of Population Affairs	\$ 3,674,066	\$ 497,727	\$ 4,171,793
Swain	Jaime		Social Work			HHS- NCWWI	\$ 85,980	\$ 4,093	\$ 90,073
Swain	Jaime		Social Work	The National Child Welfare Workforce	The National Child Welfare Workforce	HHS ACYF-Children's Bureau	\$ 85,988	\$ 4,093	\$ 90,081
Washington	Jwana	Adams-Cooper, Veronica	Public Administration	Albany Hub -Food Security Inititative		GATECH	\$ 11,800		\$ 11,800
							<b>\$ 16,096,639.00</b>	<b>\$ 1,102,258.00</b>	<b>\$ 17,198,897.00</b>

# Submissions

## Breakdown by Principal Investigators and Units, 2019-2020

### Darton College of Health Professions

PI Last Name	PI First Name	Co PI's/ Key Personnel	Department(s)	Project Title	Program Title	Funding Agency	Direct Amount Requested	Indirect Amount Requested	Total Amount Requested
Allen	Wanda		Nursing	H.A.L.O. Mobile Health Services (Healthy Abundant Living Opportunities)	2019 Pioneering Ideas	Robert Wood Johnson	\$ 350,000		\$ 350,000
Allen	Wanda		Nursing	Albany State University Scholarship Program in Nursing (BSN)	BHW Scholarships for disadvantaged Students	Bureau of Health Workforce Division of Health Careers and Financial Support	\$ 3,115,620		\$ 3,115,620
Williams	Cathy		Nursing	ASU ASN Scholarship for Disadvantaged Students (SDS) Program	BHW Scholarships for disadvantaged Students	Bureau of Health Workforce Division of Health Careers and Financial Support	\$ 3,245,000		\$ 3,245,000
							\$ 6,710,620	\$ -	\$ 6,710,620

### Institutional Advancement/ Enrollment Management & Student Success

PI Last Name	PI First Name	Co PI's/ Key Personnel	Department(s)	Project Title	Program Title	Funding Agency	Direct Amount Requested	Indirect Amount Requested	Total Amount Requested
Fleming	A.L.	Johnson, Kenyatta		Albany State University Student Support Services Program	TRIO-SSS	Department of Education	1,168,351	88,669	<b>1,257,020</b>
							1,168,351	88,669	1,257,020

# Office of Research & Sponsored Programs

## Sponsored Programs Support Activities, 2019-2020

Activity Type	Number of Meetings	Attendance
Pre Award (Award negotiations)	1	2
Community Engagement	0	0
Informational Webinars/Workshops	4	41
Interest Meetings	5	12
Post Award Management Meetings/Support	19	45
Proposal Development Meetings	76	207
Compliance Meetings/Support	2	5
<b>Totals</b>	<b>107</b>	<b>312</b>

# Office of Research & Sponsored Programs

## Contact Information

***Billy C. Black Building, Room 389, East Campus***

*229.430.3690*

[www.orsp@asurams.edu](http://www.orsp@asurams.edu)

***Louise Wrensford, Ph.D.***

Executive Director for Research and Sponsored Programs

[Louise.Wrensford@asurams.edu](mailto:Louise.Wrensford@asurams.edu)

***Cheri Williams***

Administrative Specialist

[Mackelle.Williams@asurams.edu](mailto:Mackelle.Williams@asurams.edu)